

 **SERVImed**
 **iROMED Group**

REmark

OPHTHALMIC
DIAGNOSTIC SOLUTION

0 Y 0
CAR0

REmark

THE FIRST AND ONLY RIBOFLAVIN BASED OPHTHALMIC DYE ALTERNATIVE TO FLUORESCEIN

REmark[®] is a patented eye stain based on riboflavin. It uses yellow-green fluorescence properties (up to 565 nm) to stain receiving tissues when illuminated with a slit lamp cobalt filter.

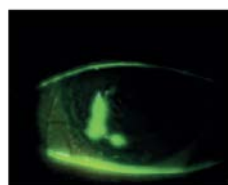
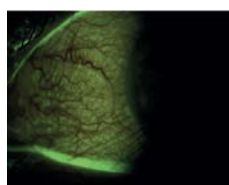
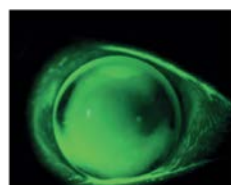

WIDE RANGE OF APPLICATIONS

REmark[®] is an alternative to fluorescein, and can be used for:

1) Goldmann Applanation Tonometry

2) Ocular surface detection of:

- Contact lenses positioning
- Dry Eye syndrome
- Tear film stability (Break-Up time)
- Thinner fluid meniscus
- Blocked tear ducts
- Conjunctival integrity loss
- Injuries
- Traumas
- Infections
- Epithelial abrasions
- Ulcers
- Corneal edema
- Foreign bodies





WHY WE USE RIBOFLAVIN

LONG LASTING

Riboflavin has a longer permanence on the ocular surface than any alternatives (e.g. fluorescein strips). This allows for the detection of light epithelial abnormalities, and a better analysis of tear film turnover and black line presence.

COMPLETE STAINING

Riboflavin stains the whole tear and provides reliable qualitative information via BUT analysis. It can detect stressed epithelial areas of both cornea and conjunctiva, avoiding the need to use both fluorescein and lissamine green.

CONTACT LENSES COMPLIANT

Riboflavin, unlike fluorescein, can be used as a diagnostic stain also with contact lenses.

PATIENT FRIENDLY

Riboflavin stains without any side effects (e.g., no burning or itching), thus proving significantly more patient-friendly than fluorescein strips.



10 ml
multidose
dispenser



10 x 0.5 ml
single dose
vials



can be
used with
contact lenses

CE Class IIA Medical Device

Patents: Italy, Europe, USA, Russia, Australia, South Africa.

BIBLIOGRAPHY

- 1) M.Rolando, F.Bruzzo. "An alternative to fluorescein for measuring intraocular pressure by means of the Goldmann tonometer". Italian Review of Ophthalmology, June 2016.
- 2) POS-32122 - "A new biological coloration for corneal and conjunctival evaluation of epithelial injuries". ESCRS, Copenhagen 2016.
- 3) P. Troiano "I coloranti della superficie oculare" EuVision 1/2016.



SERVimed Industrial S.p.A.

Via Tempio del Cielo 3/5, 00144 Rome (Italy)
Tel: +39 06 92595490 Fax: +39 06 89360010
Email: info@servimedindustrial.com
www.servimed-industrial.com



Iromed Group S.r.l.

Via Tempio del Cielo 3/5, 00144 Rome (Italy)
Email: info@iromedgroup.com
www.iromedgroup.com